

## Please note!

The payments for the visa extension and for the multiple entries permit (“inter-visa”) are separate. You need to pay twice.

### 1. For the visa extension payment choose “Student/Intern visa extension”



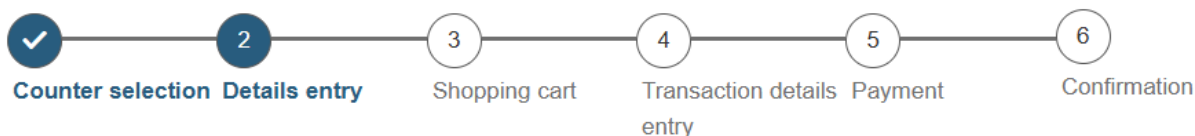
#### Service select

Fee Name	Price	Amount
<input type="radio"/> Student/Intern visa	200.00 ₪	1
<input checked="" type="radio"/> Student/Intern visa extension	200.00 ₪	1
<input type="radio"/> Re-entry visa - Student/Intern	200.00 ₪	1

Pay

### 2. Enter your personal details.

Please make sure that all the details correspond to the applicant. The Ministry of Interior **cannot** accept receipts with mistakes in the personal information.



#### Details To Fill

Note that all fields marked with an asterisk (\*) are required

#### Student/Intern visa extension (1 Fees To Pay)

\*Passport number

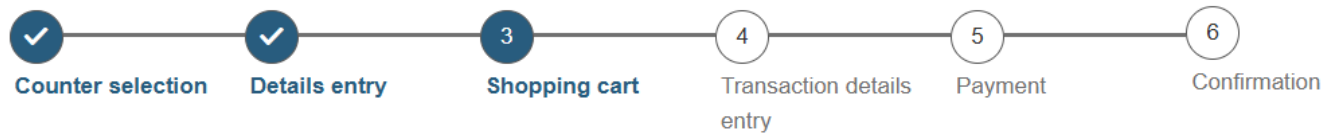
\*Foreign worker's citizenship

\*Last name (as shown in passport)

\*First name (as shown in passport)

Pay

3. Here you will see a confirmation for the kind of visa you're paying for



Shopping cart

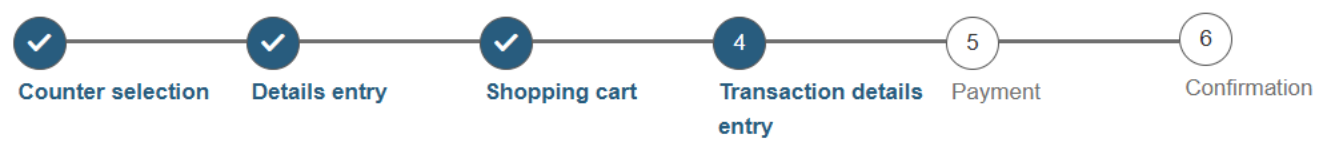
Fee Name	Price	Amount
Student/Intern visa extension	200.00 ₪	1

Total: 200.00 ₪

Pay

4. Choose "Foreign payer" in order to be able to type your passport number.

Note: your student ID number is **not accepted** as an ID number in the state of Israel, and the ministry of interior will NOT accept a payment with a student ID number. You must use your **passport number**.



Enter Transaction Details

Note that all fields marked with an asterisk (\*) are required

Israeli payer  Foreign payer

\*passport number

\*Citizenship

Check Out Via Credit Card Payment

## 5. Payment details:

a. Enter personal details of the applicant\*

b. Choose "Foreign Credit Card / Foreign Resident Holding Local Card"

c. Enter the credit card details

\* Kindly note: enter the personal details of the **visa applicant**, even in case the card is not in your name.



### Payment Details

You are paying for Population and Immigration Authority

Total: 200.00 ₪

Fees Amount: 1

[Back to payment details](#)

### Customer details

Note that all fields marked with an asterisk (\*) are required

\*Customer Name

\*Notify Payment By Email

\*payer phone number

### Payment Method

Israeli Credit Card

Foreign Credit Card / Foreign Resident Holding Local Card

Regular

### Please insert payment details

\*Credit Card Number

\*Card Validity

Year



Month



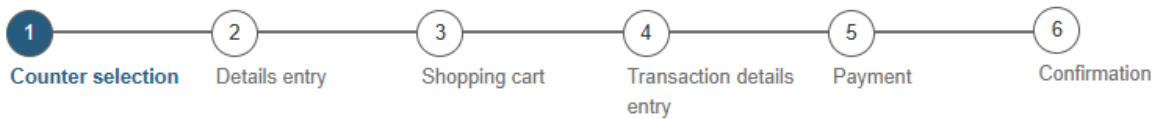
\*CVV

I have read and I accept the terms of use.

Pay

## For the multiple entry permit (inter-visa) payment:

1. For the inter-visa payment choose “Re-entry visa – Student/Intern”



Service select

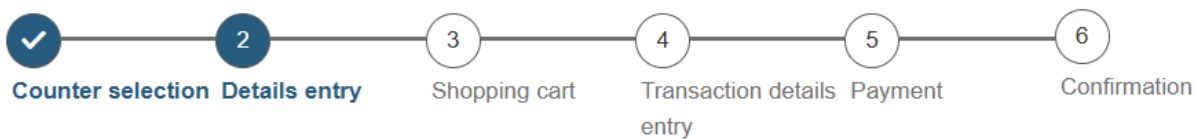
Q Search

	Fee Name	Price	Amount
<input type="radio"/>	Student/Intern visa	200.00 ₪	1
<input type="radio"/>	Student/Intern visa extension	200.00 ₪	1
<input checked="" type="radio"/>	Re-entry visa - Student/Intern	200.00 ₪	1

Pay

2. Enter your personal details.

Please make sure that all the details correspond to the applicant. The Ministry of Interior **cannot** accept receipts with mistakes in the personal information.



Details To Fill

Note that all fields marked with an asterisk (\*) are required

Student/Intern visa extension (1 Fees To Pay)

\*Passport number

\*Foreign worker's citizenship

\*Last name (as shown in passport)

\*First name (as shown in passport)

Pay

3. Here you will see a confirmation for the kind of visa you're paying for



Shopping cart		
Fee Name	Price	Amount
Re-entry visa - Student/Intern	200.00 ₪	1

Total: 200.00 ₪

Pay

4. Choose "Foreign payer" in order to be able to type your passport number.

Note: your student ID number is **not accepted** as an ID number in the state of Israel, and the ministry of interior will NOT accept a payment with a student ID number. You must use your **passport number**.



Enter Transaction Details

Note that all fields marked with an asterisk (\*) are required

Israeli payer  Foreign payer

\*passport number

\*Citizenship

Check Out Via Credit  
Card Payment

## 5. Payment details:

a. Enter personal details of the applicant\*

b. Choose "Foreign Credit Card / Foreign Resident Holding Local Card"

c. Enter the credit card details

\* Kindly note: enter the personal details of the **visa applicant**, even in case the card is not in your name.



### Payment Details

You are paying for Population and Immigration Authority

Total: 200.00 ₪

Fees Amount: 1

[Back to payment details](#)

### Customer details

Note that all fields marked with an asterisk (\*) are required

\*Customer Name

\*Notify Payment By Email

\*payer phone number

### Payment Method

Israeli Credit Card

Foreign Credit Card / Foreign Resident Holding Local Card

Regular

### Please insert payment details

\*Credit Card Number

\*Card Validity

Year



Month



\*CVV

I have read and I accept the terms of use.

Pay